



Ultralingua, Inc.

World-class dictionary, translation, and grammar software.

© Copyright Ultralingua, Inc., 1997-2010

escalate@ultralingua.com <http://www.ultralingua.com>

Quick Reference Guide

Basic use and features of Ultralingua for iPhone and iPod Touch

Table of Contents

◆ Ultralingua Features.....	2
◆ Ultralingua Dictionary.....	3
◆ Ultralingua Conjugation.....	7
◆ Ultralingua Numbers.....	10
◆ About Us.....	12



Ultralingua Features: Three core functions. One great App!

DICTIONARY



CONJUGATION



NUMBERS



Ultralingua Dictionary

Up to 250,000 entries per language, along with idiomatic expressions, technical terms, and slang. Lemmatized search. Fancy name, simple concept. You can use any form of a word (in most languages) when searching — from subjunctive to feminine plural.

All of our bilingual dictionaries are bidirectional. You can look up words in either language direction and you can switch the language direction at the click of a single button!

Ultralingua Conjugation*

From pluperfect to subjunctive, instantly conjugate verbs in English, Spanish, French, German, Italian, and Portuguese.

Ultralingua Numbers**

Number-to-text converter will write out the numbers in plain text.

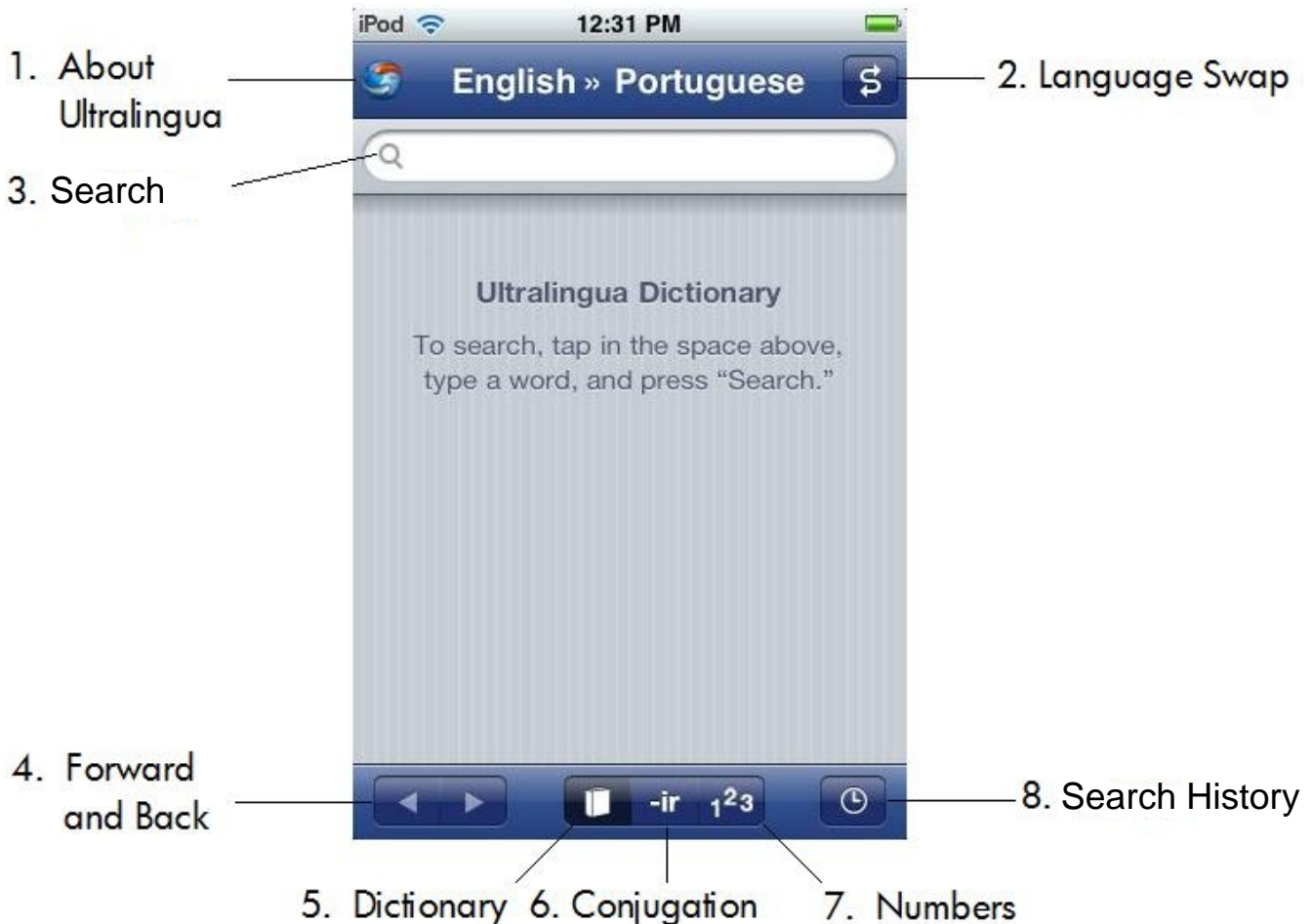
* Conjugation NOT available for all languages

** Number translation NOT available for all languages



Ultralingua Dictionary

The Ultralingua dictionaries for iPhone and iPod Touch feature an intuitive buttons to help you easily navigate the core functions and take advantage of its rich features.



- (1) **About Ultralingua**.....Tap to return to the About screen at anytime
- (2) **Language Swap**.....Tap to instantly change the language lookup direction
- (3) **Text Entry Field**.....Tap to bring up the Keyboard and enter text
- (4) **Forward and Back**.....Tap to navigate between your previous searches
- (5) **Dictionary**.....Tap to navigate to the Ultralingua Dictionary screen
- (6) **Conjugation**.....Tap to navigate to the Ultralingua Conjugation screen
- (7) **Numbers**.....Tap to navigate to the Ultralingua Numbers screen
- (8) **Search History**.....Tap to navigate to the History screen

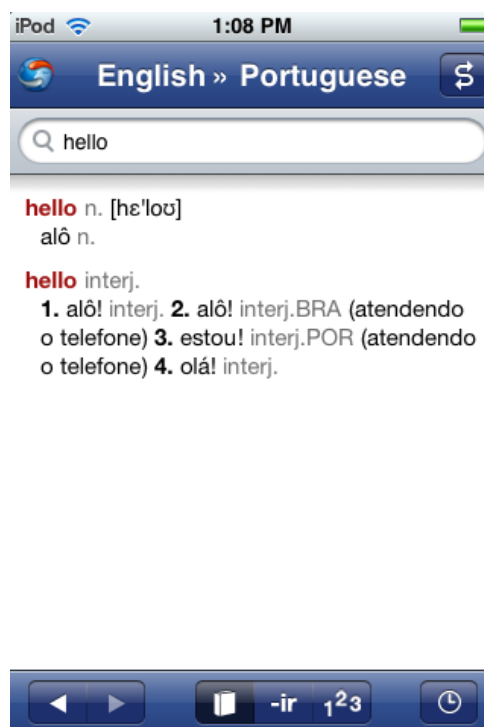
Getting Started

Tap the **Search (3)** field to bring up the Keyboard and begin your Search:



*Note: To clear your entry and start over, tap the **Clear Search** button (x inside a circle) in the Text Entry Field.*

Ultralingua dictionaries now feature "search-as-you-type"! As you type in the search box you will receive a list of possible words in the results below. Find your word quickly with this great new tool!



You can tap any word in the dictionary to bring up a menu.

The options are:

1. **Dictionary** → Looks up the word in the dictionary
2. **Conjugation** → If the word is a verb, then you can instantly switch to Conjugation and display its varied tenses
3. **Google** → Performs a Google search using the word



Don't know the exact word? Don't fret! We're here to help!

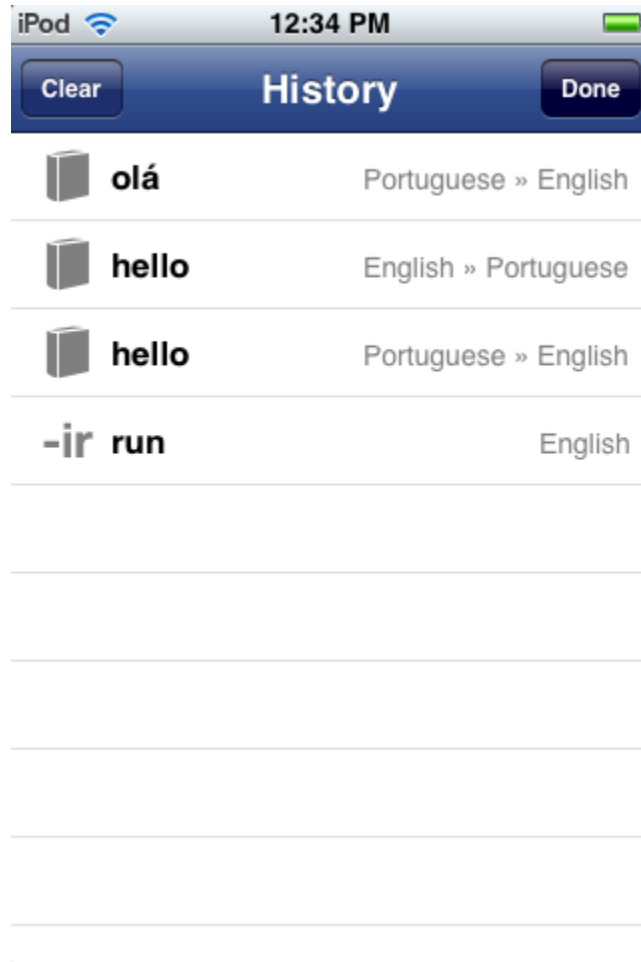
If you only know the beginning of a word, you can enter the first few letters, then click Search. The dictionary results will begin from that point in the dictionary!

If your search does not return any results, the Ultralingua dictionary will make suggestions based on your original input. To select one of the suggested words, simply tap it!

You can tap the **Forward and Back** buttons (4) to navigate quickly between your previous searches.

Your previous searches are stored in the History. Tap on the **Search History (8)** button to access your previous searches. You can return to your previous searches immediately by tapping on them.

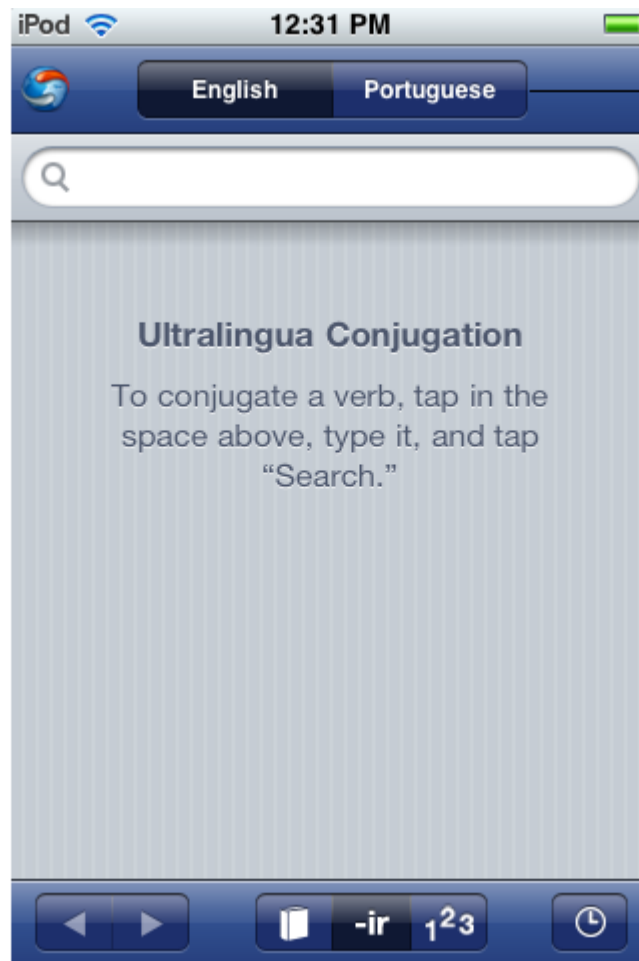
*Note: To clear the contents of your History, tap the **Clear** button. To close the History screen, tap **Done**.*





Ultralingua Conjugation

Ultralingua Conjugation provides a powerful tool for quickly finding the correct spelling for a myriad of verb tenses.



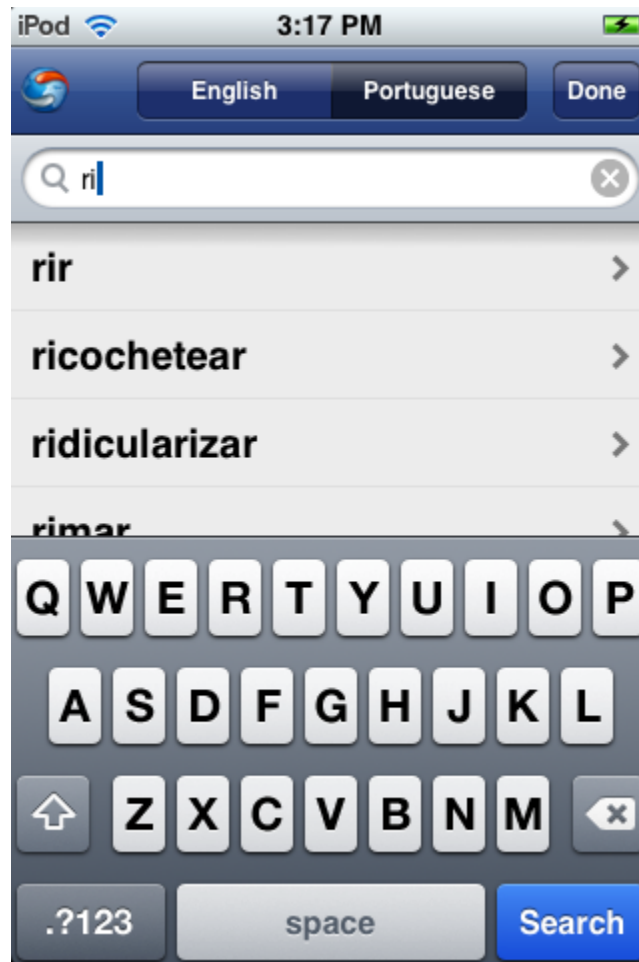
Language Selection

Getting Started

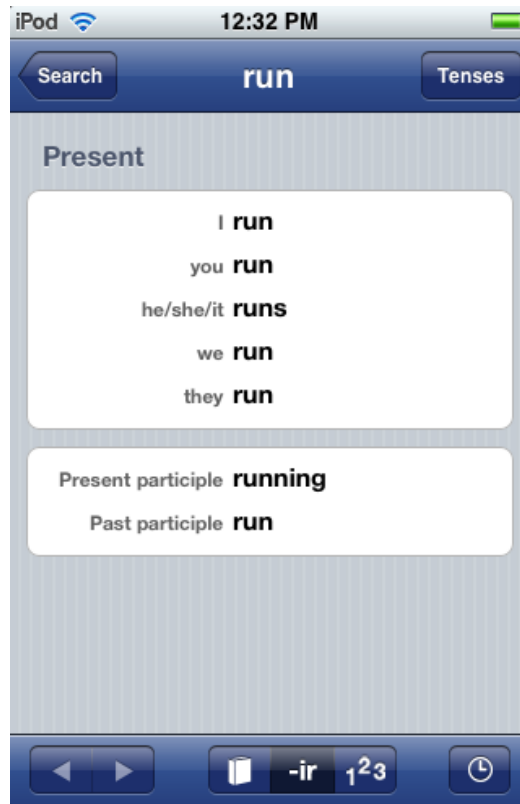
The **Language Selection** button allows you to switch between languages. The darker language is the current selection. Tapping once switches to the other language.

To bring up the Keyboard and begin searching, tap the **Search (3)** field.

Ultralingua Conjugation features **auto-complete**! Simply begin typing a verb and you will begin to receive a list of possible choices based on your input, in alphabetical order.



Once you've found the verb you're looking for, simply tap it to display its conjugation. Or, tap **Search** to return to the previous screen and start a new search.



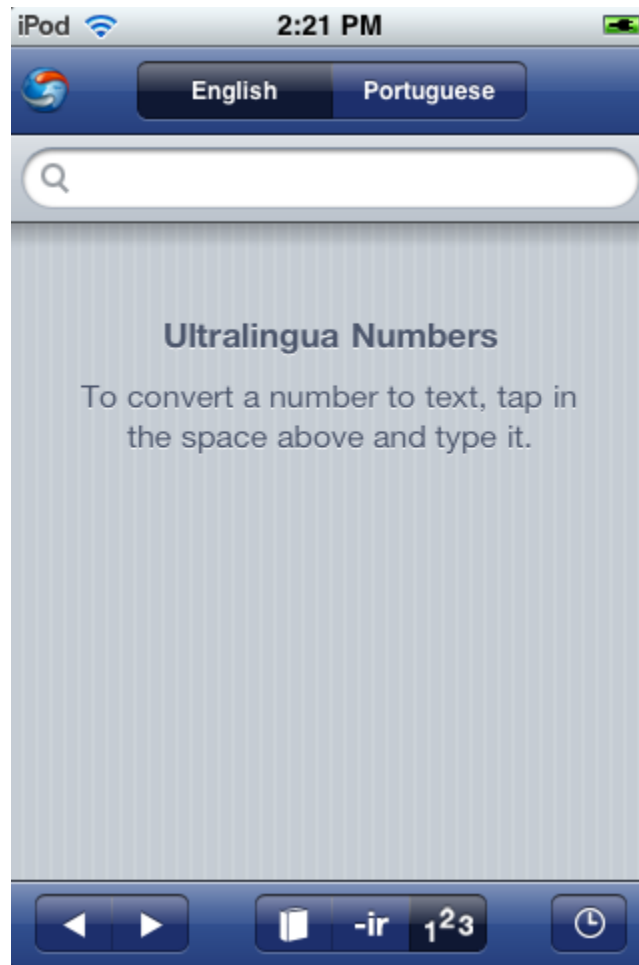
To view a list of available tenses, tap the **Tenses** button located in the upper right-hand corner of the screen. Tap on the one you'd like displayed, or tap Done to exit.





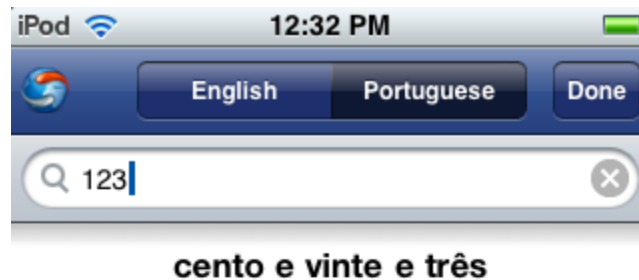
Ultralingua Numbers

Ultralingua Numbers instantly translates standard Arabic numerals into text in the target language. It's as easy as 1-2-3!



Getting Started

First, select the language you'd like the numbers displayed in. Next, tap the **Search (3)** field to bring up the Keypad. Finally, type the number you'd like to translate and Ultralingua Numbers will translate as you type!





About Us



Here you can learn more information about the hardworking team behind Ultralingua products.

You can also sign up to our monthly newsletter by entering your email address in the space provided. Ultralingua always keeps your information private and we never send you spam.

The newsletter keeps you informed on new products, special offers, and useful information.

Note: You can return to the About page at anytime by tapping the Ultralingua Logo located in the upper left-hand corner of your Ultralingua dictionary application.